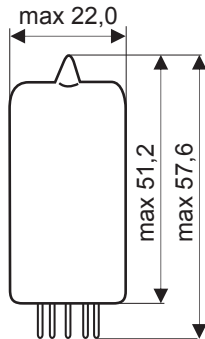
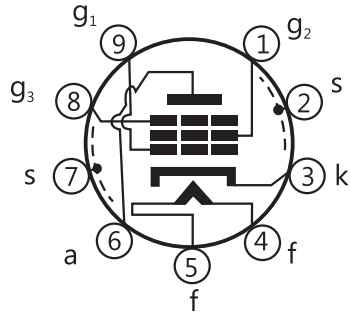


EF806S

PENTODE

INTENDED FOR USE AS A. F. AMPLIFIER



Base: NOVAL

$U_f = 6,3 \text{ V}$
 $I_f = 200 \text{ mA}$

Capacitances:

$C_{g1(a)} = 3,8 \text{ pF}$
 $C_{a(g^1)} = 5,1 \text{ pF}$
 $C_{g^1} = \text{max. } 0,05 \text{ pF}$
 $C_{g^1f} = \text{max. } 0,0025 \text{ pF}$

Typical Characteristics:

$U_a = 250 \text{ V}$
 $U_{g3} = 0 \text{ V}$
 $U_{g2} = 140 \text{ V}$
 $U_{g1} = -2,2 \text{ V}$
 $I_a = 3,0 \text{ mA}$
 $I_{g2} = 0,6 \text{ mA}$
 $S = 2,2 \text{ mA/V}$
 $R_i = 2,5 \text{ M}\Omega$
 $\mu_{g2/g1} = 38$

Limiting Values:

$U_{a0} = \text{max } 550 \text{ V}$
 $U_a = \text{max } 300 \text{ V}$
 $W_a = \text{max } 1,0 \text{ W}$
 $U_{g20} = \text{max } 550 \text{ V}$
 $U_{g2} = \text{max } 200 \text{ V}$
 $W_{g2} = \text{max } 0,2 \text{ W}$
if $W_a < 0,2 \text{ W}$
 $R_{g1} = \text{max. } 10 \text{ M}\Omega$

if $W_a > 0,2 \text{ W}$
 $R_{g^1} = \text{max. } 3 \text{ M}\Omega$

with grid current biasing
 $R_{g^1} = \text{max. } 22 \text{ M}\Omega$
 $I_k = \text{max. } 6 \text{ mA}$

$U_{k/f} = \pm 100 \text{ V}$



TRANSFER CHARACTERISTICS

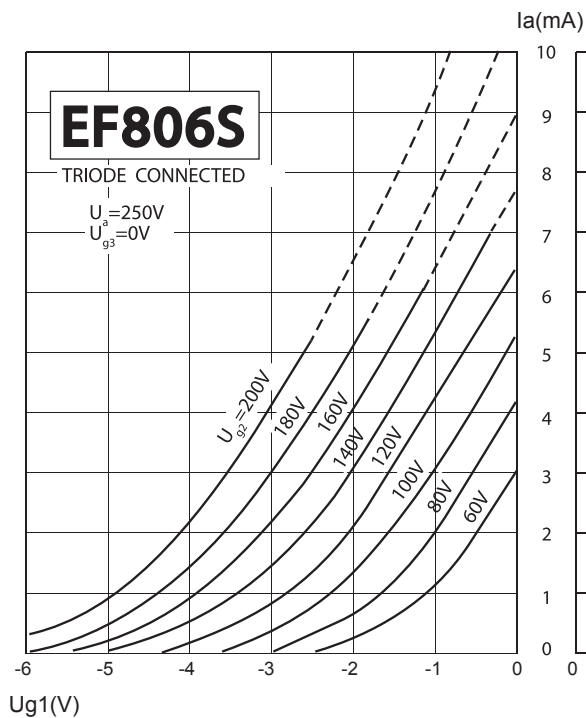


PLATE CHARACTERISTICS

